



Quote 09-Sep-24
 New Order 17-Sep-24
 FINAL
 Revision

28-3TWHP-L OT (2 Hopper) Ref# 7310L

CUSTOMER APPLICATION **Agri-Products**

W/O# **7383L**

DATE: 25-Sep-24

B-TRAIN LEAD

SPIF 12: B-Train

ORDER STATUS **Final to approve**

CUSTOMER NAME	OT Stock	PO #	96698-96709	File #	
ADDRESS	1st release: 6 units		DRAWING #	SEE PUP	
CITY	2nd release: 6 units		CONTACT		
PROV/PC STATE/ZIP			DEALER	Ocean Trailer	
PHONE			SHIP VIA	FOB Delhi, ON	
E-mail			SALESMAN	Will Tucker	
DEPOSIT REQUIRED		OFFICE USE			

Qty = 12 SET(S)

(MAY CHANGE, MUST BE CONFIRMED AT TIME OF ORDER)

SERIAL NUMBER/S	Pg 3			PRICING
BASE MODEL	28-3TWHP-L OT (2 Hopper)	STYLE	Straight	
PANEL CONFIGURATION	UBP, 4-14" ELD Panels, 12" V1 Top Panel with Integrated Latchplate Roadside			
OVERALL LENGTH	28' (not including stinger)	OVERALL WIDTH	102" Nominal	
OVERALL HEIGHT	11' 11-1/2" (143-1/2") approx	SIDE HEIGHT	82-3/8"	
KING PIN LOCATION	18" BOLT IN			
UPPER COUPLER	Alum Coupler Assembly w/Steel wear plate (3" drop) - Set @ 48" High			
	PRIMARY		LIFT or STEERS	
NUMBER OF AXLES	3			
AXLES	Intraax-Tapered Spindle			
AXLE TRACK	77.5"			
SUSPENSION	Intraax AAL 23K			
LOCATION OF SPREADS	See axle layout			
HUB & DRUM ASSEMBLY	10 Stud, Dura-Light Hub/Centrifuse Drum			
DISC WHEEL SIZE	8.25 x 22.5			
RIMS	ALUM LVL Outer/Inner			
TIRES	Brand	Goodyear		
	Size	11R22.5 - 41.5 dia		
	Tread	Marathon RSS		
	Ply	16		
	Quantity	12		
OVERALL HEIGHT (From Ground)	11' 11-1/2" (143-1/2") approx			
AXLE LAYOUT	FRONT-Prim-60-Prim-60-Prim-27-REAR			Sub(1)

28-3TWHP-L OT (2 Hopper)**Ref# 7310L****Pg.2**

CUSTOMER NAME:

OT Stock

PO #

96698-96709

File #

S/N

Pg 3

W/O#

7383L

			Note#	PRICING
OIL SEALS		To suit axles		
LUBRICANTS		Oil 80W-90		
BRAKES	iABS	2S2M Meritor Wabco		
	Slack Adj./Caliper	Haldex Auto		
	Cam Enclos	All Axles & c/w dust shields		
LIFT KITS		None		
LIFT CONTROLS		None		
FRAME WIDTH		48"		
REAR BUMPER		None		
TIRE CARRIER		None		
LANDING GEAR		Jost Alumilight Series: AX151-G8 (5 YR maintenance free, 10 YR warranty) - Cushion Foot		
INTERIOR SLOPE	Angle	30 degrees		
	Material	All TW Panels		
WALL DIVIDERS FOR HOPPER		Yes: 1 position (TW Panel/Vented)		
HOPPER KNOCKRAIL/VIBRATOR		Manual knock rails		
HOPPER DOOR SIZE		22"W x 22"L (double doors)	7, 11	
HOPPER DOOR OPERATOR		Dual crank direct drive (roadside/curbside)	10	
TARP HEADER		9" rise Front & Rear		
TARP BASKET		None		
TARP-See Tarp Form		Manual Michel's Sideroll tarp (Trison installed). Rolls open to Curbside		
MUD FLAPS	Style	Titan Black Rubber		
	Location	(4) at landing gear, (2) behind Axle 1, (2) behind Axle 2, (4) at rear	9b	
PAINT- Paint Form	Body/Frame	Natural Aluminum		
	Suspension	Titan Black		
	Rims or Disc	Aluminum		
LIGHTS (LED standard)		Front: (2) mkr. Sides: (3) mkr (includes midturn). Rear: (5) mkr at top, (9) 4" round red taillights (3-3-3).	2-5	
ADD SIDEWALL LIGHTS		Add (7) mkr lights per side, for a total of (5) Top & (5) Bottom		
ADD UPPER FRONT/REAR LIGHTS		Add High Mount Brake lights to take place of outer two mkr at top		
ACCESS	Catwalk	Flat HP style, 12" grating front & rear, approx 30" down from top of sidewall		
	J-Ladder-Front	Roadside		
	J-Ladder-Rear	Roadside		
	Steps-Hopper Slope	Front to Rear-centerline of trailer		
	Steps-Front-Ins	Offset steps to roadside & on inside of roadside wall at front		
	Steps-Rear-Ins	Offset steps to roadside & on inside of roadside wall at rear		
FENDERS		See NOTE 9	9	
			Sub(2)	

CUSTOMER NAME:		OT Stock	
PO #	96698-96709	File #	S/N
		Pg 3	W/O# 7383L
ADDITIONAL SPECIFICATIONS			PRICING
1) SAF-Holland Aluminum Fifth Wheel (FWALX700XL00).			
2) Install Interior Lights, (1) per hopper compartment. Wired to switch on Front Wall, powered by Blue MAIN.			
3) Install (1) Work Light at each hopper door. Wired to switch in control box, powered by Blue MAIN			
4) Add (1) pair of Back-up lights in lightbar, located inside of outer (3) cluster each side (4-3-4). Wired to Blue AUX			
5) Install LED light in control box.			
6) Run air line to a 3/8" female Quick Connect Coupler in control box from pressure protected air tank.			
7) Hopper ground clearance will be approximately: 25" @ 48" fifth wheel height 26" if truck has 49" fifth wheel height			
8) Add TireMaax Pro Tire Inflation system to all axles.			
9 a) Trailers to be drawn without fenders as fender option will be decided 7 weeks prior to QC date and implemented via revision			
b) Mudflaps behind Axles 1 & 2 will hang off of fender choice			
10) Hopper door cranks to be bolt-on to allow for future option of changing to Michel's electric doors			
11) Hopper doors to be New improved design. Ref 7345. R&D to define changes			
Freight & Brokerage Fees are not included.			
Any & all applicable Federal or State/Provincial Taxes are not included and are the responsibility of the customer.			
DATE:	25-Sep-24	Sub Total (3)	
SUBMITTED		Sub Total (2)	
By		Sub Total (1)	
Signature		TOTAL PRICE PER UNIT	
Accepted By:		TOTAL COST	
Signature		Discount	
		NET COST	CAD\$ See Pup

Titan Trailers Inc.

PAINT FORM

Customer	OT Stock	Titan Work Order #	7383L
Dealer	Ocean Trailer	DLR #	
QTY	12	DLR PO #	96698-96709
		Trailer Type	28-3TWHP-L OT (2 Hopper)

If paint colours are Titan Red, Black, or Silver please enter Titan under product name & no code is required

If Painted please fill out below fields

	Paint Colour	Product Name	Paint Code
Body	Natural Aluminum		
Frame	Natural Aluminum		
Clear Coat (Aluprotex)	No		

	Paint Colour	Product Name	Paint Code
Running Gear	Black	Titan	None
Galvanized Hangers	No		

	Paint Colour	Product Name	Paint Code
Ladder(s)	N/A		
Catwalk(s)	N/A		

Paint Chip Required	No
----------------------------	----

Orders with steel air tanks will be painted Base Grey

Order with steel couplers will be painted Titan Black

Additional Specifications

Dealer Signature

Date

TITAN TRAILERS - TRAILER WIRING SCHEMATICS

Wiring Specs

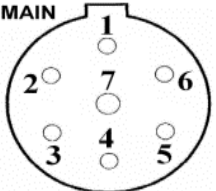
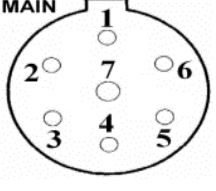
1129 Hwy #3, R.R. #3
Delhi, Ontario
Canada, N4B 2W6

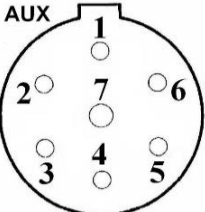
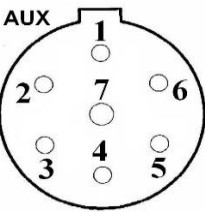
Phone: 519-688-4826
Fax: 519-688-3083
www.titantrailers.com

28-3TWHP-L OT (2 Hopper)

Work Order	7383L
DLR PO #	96698-96709
Quantity	12

Customer	OT Stock
Dealer	Ocean Trailer
Dealer #	

MAIN FRONT Lead				MAIN REAR Lead			
X	STD 7-WAY PLUG			X	STD 7-WAY PLUG		
	#	COLOUR	FUNCTION		#	COLOUR	FUNCTION
	1	WHITE	GROUND		1	WHITE	Ground
	2	BLACK	MARKER & TAILLIGHTS		2	BLACK	MARKER & TAILLIGHTS
	3	YELLOW	LEFT TURN		3	YELLOW	LEFT TURN
	4	RED	STOP		4	RED	STOP
	5	GREEN	RIGHT TURN		5	GREEN	RIGHT TURN
	6	BROWN	MARKER & TAILLIGHTS		6	BROWN	MARKER & TAILLIGHTS
7	BLUE	ABS	7	BLUE	ABS		

AUX FRONT Lead				AUX REAR Lead			
X	ISO 7-WAY PLUG			X	ISO 7-WAY PLUG		
	#	COLOUR	FUNCTION		#	COLOUR	FUNCTION
	1	WHITE	GROUND		1	WHITE	GROUND
	2	BLACK			2	BLACK	
	3	YELLOW			3	YELLOW	
	4	RED			4	RED	
	5	GREEN			5	GREEN	
	6	BROWN			6	BROWN	
7	BLUE	Back-up lights	7	BLUE	Back-up lights		

INTERIOR LIGHTS ON SWITCH ON FRONT WALL, EXTERIOR LIGHTS ON SWITCH IN CONTROL BOX POWERED ON MAIN BLUE CIRCUIT LEAD AND PUP

Plug Information needed no later that the following date:

Failure to meet this date will delay trailer completion.

Dealer

Signature:	Date:
-------------------	--------------

Date form returned:	Trailer Sales Initials:
----------------------------	--------------------------------

Titan Trailers Inc.

Manual Michel's Side Roll (Latchplate) Tarp Form



Trailer Info

Work Order #	7383L	Ref #	7310L	Trailer Type	28-3TWHP-L OT (2 Hopper)
Customer Name	OT Stock	Dealer	Ocean Trailer		
Trailer Length	28'	Trailer Width	102" Nominal	Tarp Headers	9" rise Front & Rear

Tarp Info

Rolls Open To	Curbside										
Tarp Colour	Black	Extra Tarp Width	<table border="1" style="display: inline-table; width: 50px;"> <tr><td style="text-align: center;">NO</td></tr> <tr><td style="text-align: center;">X</td></tr> </table>	NO	X	<table border="1" style="display: inline-table; width: 50px;"> <tr><td style="text-align: center;">YES</td></tr> <tr><td> </td></tr> </table>	YES		<table border="1" style="display: inline-table; width: 50px;"> <tr><td style="text-align: center;">QTY</td></tr> <tr><td> </td></tr> </table>	QTY	
NO											
X											
YES											
QTY											
Tarp Material	Vinyl	<table border="1" style="display: inline-table; width: 150px;"> <tr><th colspan="2">Vinyl Material: Drain Holes Required?</th></tr> <tr><td style="text-align: center;">NO</td><td style="text-align: center;">YES</td></tr> <tr><td style="text-align: center;">X</td><td> </td></tr> </table>				Vinyl Material: Drain Holes Required?		NO	YES	X	
Vinyl Material: Drain Holes Required?											
NO	YES										
X											
Latchplate Location	Roadside	Latchplate Style	Titan Integrated Latch Plate (hoppers)								

QTY & location of drain holes will be determined by trailer design as per Trison's recommendation. Std size is 2" x 2" mesh.

Michel's Flip Release Tarp Stop	QTY
	5

Tarp Return	Michel's Cable Return
--------------------	-----------------------

Tarp Crank Location	Rear
----------------------------	------

Cranking from front is not recommended for trailers that have 24" std catwalk

Tarp crank length will be determined by location

Holder for tarp crank is to be either fully welded or bolted so it won't pull out of trailer

Additional Notes

- 1) Trison installed Trison/Michel's tarp. Trison to use Michel's hardware.
- 2) Add internal flap

Customer Signature

Date



Quote 09-Sep-24
 New Order 17-Sep-24
 FINAL
 Revision

28F6-2WHP-P OT (2 Hopper) Ref# **7310P**
 CUSTOMER APPLICATION **Agri-Products**

W/O# **7383P**
 DATE: **25-Sep-24**
 ORDER STATUS **Final to approve**

B-TRAIN PUP **SPIF 12: B-Train**

CUSTOMER NAME	OT Stock	PO #	96698-96709	File #	
ADDRESS	1st release: 6 units	DRAWING #	AD-7383-01-V1		
CITY	2nd release: 6 units	CONTACT			
PROV/PC STATE/ZIP		DEALER	Ocean Trailer		
PHONE		SHIP VIA	FOB Delhi, ON		
E-mail		SALESMAN	Will Tucker		
DEPOSIT REQUIRED	No	OFFICE USE			

Qty = 12 SET(S)

(MAY CHANGE, MUST BE CONFIRMED AT TIME OF ORDER)

SERIAL NUMBER/S	Pg 3			PRICING
BASE MODEL	28F6-2WHP-P OT (2 Hopper)	STYLE	Straight	
PANEL CONFIGURATION	UBP, 4-14" ELD Panels, 12" V1 Top Panel with Integrated Latchplate Roadside			
OVERALL LENGTH	28' 6"	OVERALL WIDTH	102" Nominal	
OVERALL HEIGHT	11' 11-1/2" (143-1/2") approx	SIDE HEIGHT	82-3/8"	
KING PIN LOCATION	15" BOLT IN			
UPPER COUPLER	Alum Coupler Assembly w/Steel wear plate - Set @ 51" High			
	PRIMARY	LIFT or STEERS		
NUMBER OF AXLES	2			
AXLES	Intraax-Tapered Spindle			
AXLE TRACK	77.5"			
SUSPENSION	Intraax AAT 23K			
LOCATION OF SPREADS	See axle layout			
HUB & DRUM ASSEMBLY	10 Stud, Dura-Light Hub/Centrifuse Drum			
DISC WHEEL SIZE	8.25 x 22.5			
RIMS	ALUM LVL Outer/Inner			
TIRES	Brand	Goodyear		
	Size	11R22.5 - 41.5 dia		
	Tread	Marathon RSS		
	Ply	16		
OVERALL HEIGHT (From Ground)	11' 11-1/2" (143-1/2") approx			
AXLE LAYOUT	FRONT-Prim-48-Prim-24-REAR			Sub(1)

28F6-2TWH-P OT (2 Hopper)		Ref#	7310P	Pg.2	
CUSTOMER NAME:		OT Stock			
PO #	96698-96709	File #	S/N	Pg 3	W/O # 7383P
			Note#	PRICING	
OIL SEALS		To suit axles			
LUBRICANTS		Oil 80W-90			
BRAKES	iABS	2S1M Meritor Wabco			
	Slack Adj./Caliper	Haldex Auto			
	Cam Enclos	All Axles & c/w dust shields			
LIFT KITS		None			
LIFT CONTROLS		None			
FRAME WIDTH		47-1/4"			
REAR BUMPER		None			11
TIRE CARRIER		None			
LANDING GEAR		Jost Alumilight Series: AX151-G8 (5 YR maintenance free, 10 YR warranty) - Cushion Foot			
INTERIOR SLOPE	Angle	30 degrees			
	Material	All TW Panels			
WALL DIVIDERS FOR HOPPER		Yes: 1 position (TW Panel/Vented)			
HOPPER KNOCKRAIL/VIBRATOR		Manual knock rails			
HOPPER DOOR SIZE		22"W x 22"L (double doors)			7, 12
HOPPER DOOR OPERATOR		Dual crank direct drive (roadside/curbside)			10
TARP HEADER		9" rise Front & Rear			
TARP BASKET		None			
TARP-See Tarp Form		Manual Michel's Sideroll tarp (Trison installed). Rolls open to Curbside			
MUD FLAPS	Style	Titan Black Rubber			
	Location	(4) at landing gear, (4) at rear			
PAINT- Paint Form	Body/Frame	Natural Aluminum			
	Suspension	Titan Black			
	Rims or Disc	Aluminum			
LIGHTS (LED standard)		Front: (2) mkr. Sides: (3) mkr (includes midturn). Rear: (5) mkr at top, (9) 4" round red taillights (3-3-3).			1-5
ADD SIDEWALL LIGHTS		Add (7) mkr lights per side, for a total of (5) Top & (5) Bottom			
ADD UPPER FRONT/REAR LIGHTS		Add High Mount Brake lights to take place of outer two mkr at top			
ACCESS	Catwalk	Flat HP style, 12" grating front & rear, approx 30" down from top of sidewall			
	J-Ladder-Front	Roadside			
	J-Ladder-Rear	Roadside			
	Steps-Hopper Slope	Front to Rear-centerline of trailer			
	Steps-Front-Ins	Offset steps to roadside & on inside of roadside wall at front			
	Steps-Rear-Ins	Offset steps to roadside & on inside of roadside wall at rear			
FENDERS		See NOTE 9			9
				Sub(2)	

28F6-2TWHP-P OT (2 Hopper)

Ref# 7310P

Pg.3

CUSTOMER NAME:

OT Stock

PO # 96698-96709

File #

S/N

Pg 3

W/O# 7383P

ADDITIONAL SPECIFICATIONS

PRICING

- 1) Install Interior Lights, (1) per hopper compartment.
Wired to switch on Front Wall, powered by Blue MAIN.
- 2) Install (1) Work Light at each hopper door. Wired to switch in control box, powered by Blue MAIN
- 3) Add (1) pair of Back-up lights in lightbar, located inside of outer (3) cluster each side (4-3-4).
Wired to Blue AUX
- 4) Add (4) mkr lights down the face of each rear post, for a total of (8).
- 5) Install LED light in control box.
- 6) Run air line to a 3/8" female Quick Connect Coupler in control box from pressure protected air tank.
- 7) Hopper ground clearance will be approximately: 25" @ 51" fifth wheel height
- 8) Add TireMaax Pro Tire Inflation system to all axles.
- 9) Trailers to be drawn without fenders as fender option will be decided 7 weeks prior to QC date and implemented via revision.
- 10) Hopper door cranks to be bolt-on to allow for future option of changing to Michel's electric doors
- 11) Bolt on D-rings at rear in light bar extension

12) Hopper doors to be New improved design. Ref 7345. R&D to define changes

UNIT #	PO #	LEAD VIN'S:	PUP VIN'S:
1	96698	2TVHP2830TD000009	2TVHP2822TD000021
2	96699	2TVHP2837TD000010	2TVHP2824TD000022
3	96700	2TVHP2839TD000011	2TVHP2826TD000023
4	96701	2TVHP2830TD000012	2TVHP2828TD000024
5	96702	2TVHP2832TD000013	2TVHP282XTD000025
6	96703	2TVHP2834TD000014	2TVHP2821TD000026
7	96704	2TVHP2836TD000015	2TVHP2823TD000027
8	96705	2TVHP2838TD000016	2TVHP2825TD000028
9	96706	2TVHP283XTD000017	2TVHP2827TD000029
10	96707	2TVHP2831TD000018	2TVHP2823TD000030
11	96708	2TVHP2833TD000019	2TVHP2825TD000031
12	96709	2TVHP283XTD000020	2TVHP2827TD000032

Freight & Brokerage Fees are not included.

Any & all applicable Federal or State/Provincial Taxes are not included and are the responsibility of the customer.

DATE: 25-Sep-24

SUBMITTED

By

Signature

Date

Accepted By:

Signature

Sk 9/19/2024

Sub Total (3)

Sub Total (2)

Sub Total (1)

TOTAL PRICE PER UNIT

TOTAL COST

NET COST

CAD\$

Price is for both Lead & Pup

Titan Trailers Inc.

PAINT FORM

Customer

OT Stock

Titan Work Order #

7383P

Dealer

Ocean Trailer

DLR #

DLR PO #

96698-96709

QTY

12

Trailer Type

28F6-2TWHP-P OT (2 Hopper)

If paint colours are Titan Red, Black, or Silver please enter Titan under product name & no code is required

If Painted please fill out below fields

	Paint Colour	Product Name	Paint Code
Body	Natural Aluminum		
Frame	Natural Aluminum		
Clear Coat (Aluprotex)	No		

	Paint Colour	Product Name	Paint Code
Running Gear	Black	Titan	None
Galvanized Hangers	No		

	Paint Colour	Product Name	Paint Code
Ladder(s)	N/A		
Catwalk(s)	N/A		

Paint Chip Required	No
----------------------------	----

Orders with steel air tanks will be painted Base Grey

Order with steel couplers will be painted Titan Black

Additional Specifications

Dealer Signature

Date

TITAN TRAILERS - TRAILER WIRING SCHEMATICS

1129 Hwy #3, R.R. #3
Delhi, Ontario
Canada, N4B 2W6

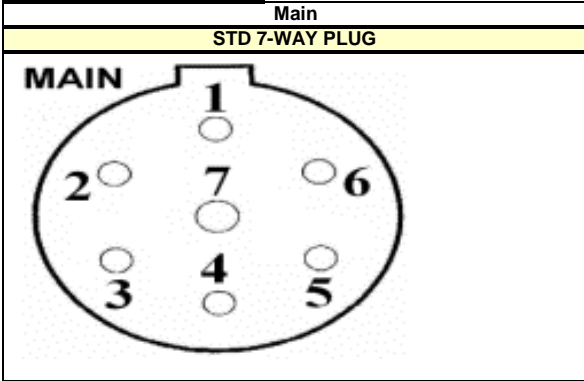
Wiring Specs

Phone: 519-688-4826
Fax: 519-688-3083
www.titantrailers.com

28F6-2TWHWP-P OT (2 Hopper)

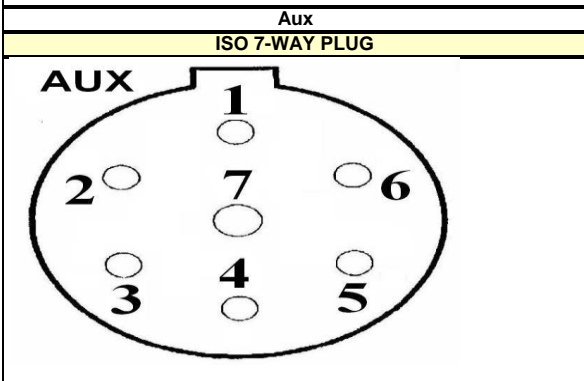
Work Order	7383P
DLR PO #	96698-96709
Quantity	12

Customer	OT Stock
Dealer	Ocean Trailer
Dealer #	



#	COLOUR	FUNCTION
1	WHITE	GROUND
2	BLACK	MARKER, TAIL, LP, ID
3	YELLOW	LEFT TURN
4	RED	STOP
5	GREEN	RIGHT TURN
6	BROWN	MARKER & TAILLIGHTS
7	BLUE	ABS

INTERIOR LIGHTS ON SWITCH ON FRONT WALL, EXTERIOR LIGHTS ON SWITCH IN CONTROL BOX POWERED ON MAIN BLUE CIRCUIT LEAD AND PUP



#	COLOUR	FUNCTION
1	WHITE	GROUND
2	BLACK	
3	YELLOW	
4	RED	
5	GREEN	
6	BROWN	
7	BLUE	Back up lights

	STD 7-WAY PLUG
X	ISO 7-WAY PLUG

Plug Information needed no later that the following date:

Failure to meet this date will delay trailer completion.

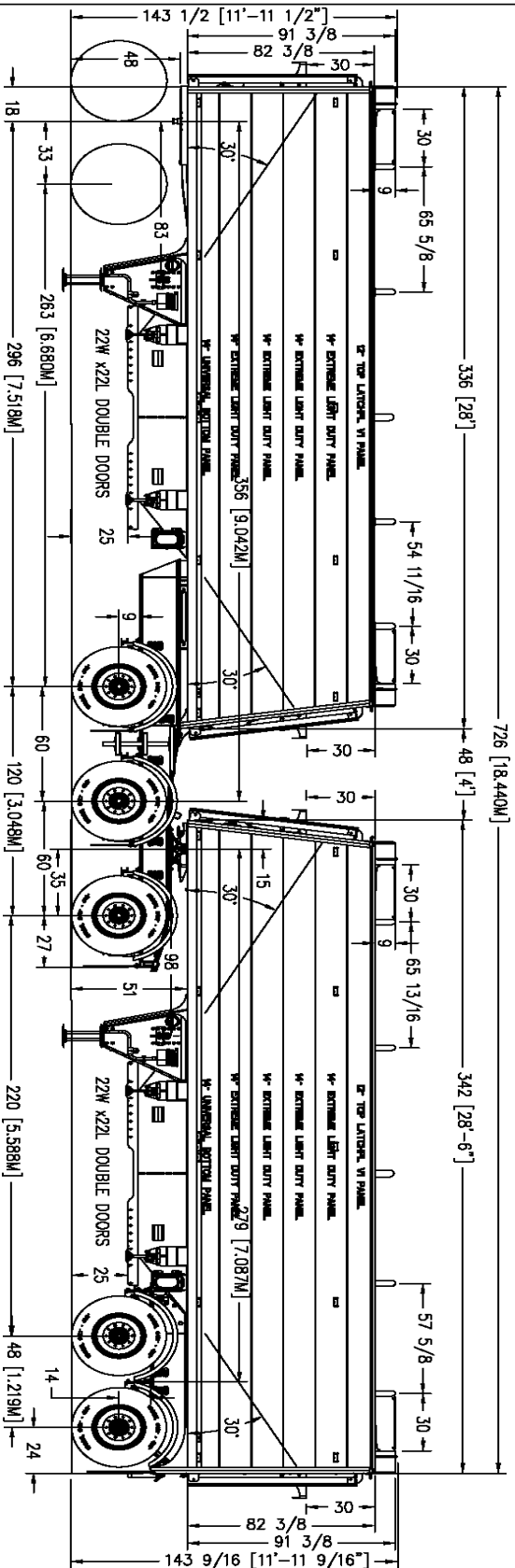
Dealer

Signature: **Date:**

Date form returned: **Trailer Sales Initials:**

CONFIGURATION APPROVAL DRAWING

THIS DRAWING CONFIRMS BASIC TRAILER DIMENSIONS: OVERALL HEIGHT, OVERALL LENGTH, PIN SETTING AND AXLE POSITIONS ONLY.
TRAILER OPTIONS MUST BE VERIFIED BY REFERRING TO THE SALES ORDER. ANY DISCREPANCIES MUST BE REPORTED TO TITAN TRAILERS INC.



- NOTES:
- 26" HOPPER GROUND CLEARANCE WITH 49" LEAD COUPLER, LEAD TRIDEM RIDE HEIGHT AT 10" AND PUP TANDEM RIDE HEIGHT AT 15"
- INTRAX AAL23K-9 (LIMITED JOUNCE) TRIDEM
HOLLAND FWAUX700XL00
ALUMINUM 5TH WHEEL 7" MOUNT
HEIGHT

SUSPENSIONS: HENDRICKSON INTRAAX

TIRES: 11R22.5

LANDING GEAR: JOST AX151-08-17 ALUMINUM LEG

VOLUME: LEAD 1326 CU FT (49.1 CU YD), PUP 1335 CU FT (49.4 CU YD), TOTAL 2661 CU FT (98.6 CU YD)



CUSTOMER	OT STOCK - WEST SPEC
TRAILER	28' LEAD AND 28' 6" PUP 3 AXLE LEAD, 2 AXLE PUP (SPF 12) AGRI APPLICATION

APPROVED BY: _____

SIGNATURE: _____

DATE: _____

NO NO: 7383

DEALER NO: _____

DEALER IS RESPONSIBLE TO CHECK THAT TRAILER CONFIGURATION SHOWN ON THIS DRAWING CONFORMS TO ALL PROVINCIAL, STATE AND/OR FEDERAL REGULATIONS. THIS DRAWING IS THE SOLE PROPERTY OF TITAN TRAILERS. ANY REPRODUCTION IN WHOLE OR PART IS STRICTLY PROHIBITED WITHOUT OUR WRITTEN CONSENT.

DRAWN BY	SCALE	DATE	DRWG	REVISION
SCG	56	25-Sep-2024	AD-7383-01-V1	01

Titan Trailers Inc.

Manual Michel's Side Roll (Latchplate) Tarp Form



Trailer Info

Work Order #	7383P	Ref #	7310P	Trailer Type	28F6-2TWHP-P OT (2 Hopper)
Customer Name	OT Stock	Dealer	Ocean Trailer		
Trailer Length	28' 6"	Trailer Width	102" Nominal	Tarp Headers	9" rise Front & Rear

Tarp Info

Rolls Open To	Curbside										
Tarp Colour	Black	Extra Tarp Width	NO X	YES	QTY						
Tarp Material	Vinyl	<table border="1" style="width: 100%; border-collapse: collapse;"> <tr> <th colspan="2">Vinyl Material: Drain Holes Required?</th> </tr> <tr> <td style="text-align: center;">NO</td> <td style="text-align: center;">YES</td> </tr> <tr> <td style="text-align: center;">X</td> <td></td> </tr> </table>				Vinyl Material: Drain Holes Required?		NO	YES	X	
Vinyl Material: Drain Holes Required?											
NO	YES										
X											
Latchplate Location	Roadside	Latchplate Style	Titan Integrated Latch Plate (hoppers)								

QTY & location of drain holes will be determined by trailer design as per Trison's recommendation. Std size is 2" x 2" mesh.

Michel's Flip Release Tarp Stop	QTY 5
Tarp Return	Michel's Cable Return
Tarp Crank Location	Front

Cranking from front is not recommended for trailers that have 24" std catwalk

Tarp crank length will be determined by location

Holder for tarp crank is to be either fully welded or bolted so it won't pull out of trailer

Additional Notes

- 1) Trison installed Trison/Michel's tarp. Trison to use Michel's hardware.
- 2) Add internal flap

Customer Signature

Date