



PO # 97228-30

PO # 97183-97194

Quote 09-Sep-24  
New Order 17-Sep-24  
FINAL

Revision

**28-3TWHP-L OT (2 Hopper)** Ref# **7310L**

CUSTOMER APPLICATION

**Agri-Products**

W/O# **7383L**

DATE: 25-Sep-24

B-TRAIN LEAD

SPIF 12: B-Train

ORDER STATUS **Final to approve**

CUSTOMER NAME	OT Stock	PO #		File #	
ADDRESS	1st release: 6 units	DRAWING #	SEE PUP		
CITY	2nd release: 6 units	CONTACT			
PROV/PC STATE/ZIP		DEALER	Ocean Trailer		
PHONE		SHIP VIA	FOB Delhi, ON		
E-mail		SALESMAN	Will Tucker		
DEPOSIT REQUIRED		OFFICE USE			

Qty = **12** SET(S)

(MAY CHANGE, MUST BE CONFIRMED AT TIME OF ORDER)

SERIAL NUMBER/S	Pg 3		PRICING
BASE MODEL	28-3TWHP-L OT (2 Hopper)	STYLE	Straight
PANEL CONFIGURATION	UBP, 4-14" ELD Panels, 12" V1 Top Panel with Integrated Latchplate Roadside		
OVERALL LENGTH	28' (not including stinger)	OVERALL WIDTH	102" Nominal
OVERALL HEIGHT	11' 11-1/2" (143-1/2") approx	SIDE HEIGHT	82-3/8"
KING PIN LOCATION	18" BOLT IN		
UPPER COUPLER	Alum Coupler Assembly w/Steel wear plate (3" drop) - Set @ 48" High		
	PRIMARY	LIFT or STEERS	
NUMBER OF AXLES	3		
AXLES	Intraax-Tapered Spindle		
AXLE TRACK	77.5"		
SUSPENSION	Intraax AAL 23K		
LOCATION OF SPREADS	See axle layout		
HUB & DRUM ASSEMBLY	10 Stud, Dura-Light Hub/Centrifuse Drum		
DISC WHEEL SIZE	8.25 x 22.5		
RIMS	ALUM LVL Outer/Inner		
TIRES	Brand	BRIDGESTONE	
	Size	11R22.5 - 41.5 dia - R250 ED, 16 PLY	
	Tread	Marathon RSS	
	Ply	16	
	Quantity	12	
OVERALL HEIGHT (From Ground)	11' 11-1/2" (143-1/2") approx		
AXLE LAYOUT	FRONT-Prim-60-Prim-60-Prim-27-REAR		Sub(1)

**28-3TWHP-L OT (2 Hopper)****Ref#****7310L****Pg.2**

CUSTOMER NAME:

OT Stock

PO #

96698-96709

File #

S/N

Pg 3

W/O#

7383L

			Note#	PRICING
OIL SEALS				
To suit axles				
LUBRICANTS				
Oil 80W-90				
BRAKES	ABS	2S2M Meritor Wabco		
	Slack Adj./Caliper	Haldex Auto		
	Cam Enclos	All Axles & c/w dust shields		
LIFT KITS				
None				
LIFT CONTROLS				
None				
FRAME WIDTH				
48"				
REAR BUMPER				
None				
TIRE CARRIER				
None				
LANDING GEAR				
Jost Alumilight Series: AX151-G8 (5 YR maintenance free, 10 YR warranty) - Cushion Foot				
INTERIOR SLOPE	Angle	30 degrees		
	Material	All TW Panels		
WALL DIVIDERS FOR HOPPER				
Yes: 1 position (TW Panel/Vented)				
HOPPER KNOCKRAIL/VIBRATOR				
Manual knock rails				
HOPPER DOOR SIZE			7, 11	
22"W x 22"L (double doors)				
HOPPER DOOR OPERATOR			10	
Dual crank direct drive (roadside/curbside)				
TARP HEADER				
9" rise Front & Rear				
TARP BASKET				
None				
TARP-See Tarp Form				
Manual Michel's Sideroll tarp (Trison installed). Rolls open to Curbside				
MUD FLAPS	Style	Titan Black Rubber		
	Location	(4) at landing gear, (2) behind Axle 1, (2) behind Axle 2, (4) at rear	9b	
PAINT- Paint Form	Body/Frame	Natural Aluminum		
	Suspension	Titan Black		
	Rims or Disc	Aluminum		
LIGHTS (LED standard)				
Front: (2) mkrs. Sides: (3) mkrs (includes midturn). Rear: (5) mkrs at top, (9) 4" round red taillights (3-3-3).			2-5	
ADD SIDEWALL LIGHTS				
Add (7) mkr lights per side, for a total of (5) Top & (5) Bottom				
ADD UPPER FRONT/REAR LIGHTS				
Add High Mount Brake lights to take place of outer two mkrs at top				
ACCESS	Catwalk	Flat HP style, 12" grating front & rear, approx 30" down from top of sidewall		
	J-Ladder-Front	Roadside		
	J-Ladder-Rear	Roadside		
	Steps-Hopper Slope	Front to Rear-centerline of trailer		
	Steps-Front-Ins	Offset steps to roadside & on inside of roadside wall at front		
	Steps-Rear-Ins	Offset steps to roadside & on inside of roadside wall at rear		
FENDERS			9	
See NOTE 9				
			Sub(2)	

CUSTOMER NAME:

OT Stock

PO #

96698-96709

File #

S/N

Pg 3

W/O# 7383L

## ADDITIONAL SPECIFICATIONS

## PRICING

1) SAF-Holland Aluminum Fifth Wheel (FWALX700XL00).

2) Install Interior Lights, (1) per hopper compartment.

Wired to switch on Front Wall, powered by Blue MAIN.

3) Install (1) Work Light at each hopper door. Wired to switch in control box, powered by Blue MAIN

4) Add (1) pair of Back-up lights in lightbar, located inside of outer (3) cluster each side (4-3-4).

Wired to Blue AUX

5) Install LED light in control box.

6) Run air line to a 3/8" female Quick Connect Coupler in control box from pressure protected air tank.

7) Hopper ground clearance will be approximately: 25" @ 48" fifth wheel height

26" if truck has 49" fifth wheel height

8) Add TireMaax Pro Tire Inflation system to all axles.

9 a) Trailers to be drawn without fenders as fender option will be decided 7 weeks prior to QC date  
and implemented via revision

b) Mudflaps behind Axles 1 &amp; 2 will hang off of fender choice

10) Hopper door cranks to be bolt-on to allow for future option of changing to Michel's electric doors

11) Hopper doors to be New improved design. Ref 7345. R&amp;D to define changes

Freight &amp; Brokerage Fees are not included.

Any &amp; all applicable Federal or State/Provincial Taxes are not included and are the responsibility of the customer.

DATE: 25-Sep-24

SUBMITTED

By

Signature

Date

Accepted By:

Signature

Sub Total (3)

Sub Total (2)

Sub Total (1)

TOTAL PRICE PER UNIT

TOTAL COST

Discount

NET COST

CAD\$

See Pup

# Titan Trailers Inc.

## PAINT FORM

Customer

OT Stock

Titan Work Order #

7383L

Dealer

Ocean Trailer

DLR #

DLR PO #

96698-96709

QTY

12

Trailer Type

28-3TWHP-L OT (2 Hopper)

\*If paint colours are Titan Red, Black, or Silver please enter Titan under product name & no code is required\*

\*If Painted please fill out below fields\*

Paint Colour	Product Name	Paint Code
--------------	--------------	------------

Body

Natural Aluminum

Frame

Natural Aluminum

Clear Coat (Aluprotex)

No

Paint Colour	Product Name	Paint Code
--------------	--------------	------------

Running Gear

Black

Titan

None

Galvanized Hangers

No

Paint Colour	Product Name	Paint Code
--------------	--------------	------------

Ladder(s)

N/A

Catwalk(s)

N/A

Paint Chip Required

No

\*Orders with steel air tanks will be painted Base Grey\*

\*Order with steel couplers will be painted Titan Black\*

Additional Specifications

Dealer Signature

Date

# TITAN TRAILERS - TRAILER WIRING SCHEMATICS

## Wiring Specs

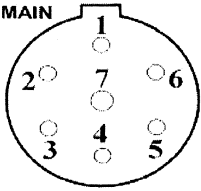
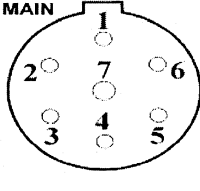
1129 Hwy #3, R.R. #3  
Delhi, Ontario  
Canada, N4B 2W6

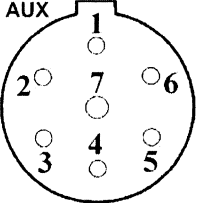
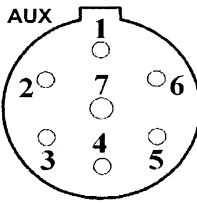
Phone: 519-688-4826  
Fax: 519-688-3083  
[www.titantrailers.com](http://www.titantrailers.com)

28-3TWHP-L OT (2 Hopper)

<b>Work Order</b>	7383L
<b>DLR PO #</b>	96698-96709
<b>Quantity</b>	12

<b>Customer</b>	OT Stock
<b>Dealer</b>	Ocean Trailer
<b>Dealer #</b>	

MAIN FRONT Lead				MAIN REAR Lead			
x	STD 7-WAY PLUG			x	STD 7-WAY PLUG		
	#	COLOUR	FUNCTION		#	COLOUR	FUNCTION
	1	WHITE	GROUND		1	WHITE	Ground
	2	BLACK	MARKER & TAILLIGHTS		2	BLACK	MARKER & TAILLIGHTS
	3	YELLOW	LEFT TURN		3	YELLOW	LEFT TURN
	4	RED	STOP		4	RED	STOP
	5	GREEN	RIGHT TURN		5	GREEN	RIGHT TURN
	6	BROWN	MARKER & TAILLIGHTS		6	BROWN	MARKER & TAILLIGHTS
	7	BLUE	ABS		7	BLUE	ABS

AUX FRONT Lead				AUX REAR Lead			
X	ISO 7-WAY PLUG			X	ISO 7-WAY PLUG		
	#	COLOUR	FUNCTION		#	COLOUR	FUNCTION
	1	WHITE	GROUND		1	WHITE	GROUND
	2	BLACK			2	BLACK	
	3	YELLOW			3	YELLOW	
	4	RED			4	RED	
	5	GREEN			5	GREEN	
	6	BROWN			6	BROWN	
	7	BLUE	Back-up lights		7	BLUE	Back-up lights

INTERIOR LIGHTS ON SWITCH ON FRONT WALL, EXTERIOR LIGHTS ON SWITCH IN CONTROL BOX POWERED ON MAIN BLUE CIRCUIT LEAD AND PUP

**Plug Information needed no later that the following date:**

Failure to meet this date will delay trailer completion.

**Dealer**

**Signature:** \_\_\_\_\_ **Date:** \_\_\_\_\_

**Date form returned:** \_\_\_\_\_ **Trailer Sales Initials:** \_\_\_\_\_

# Titan Trailers Inc.

## Manual Michel's Side Roll (Latchplate) Tarp Form



### Trailer Info

<b>Work Order #</b>	7383L	<b>Ref #</b>	7310L	<b>Trailer Type</b>	28-3TWHP-L OT (2 Hopper)
<b>Customer Name</b>	OT Stock	<b>Dealer</b>	Ocean Trailer		
<b>Trailer Length</b>	28'	<b>Trailer Width</b>	102" Nominal	<b>Tarp Headers</b>	9" rise Front & Rear

### Tarp Info

<b>Rolls Open To</b>	Curbside								
<b>Tarp Colour</b>	Black	<b>Extra Tarp Width</b>	<table style="width: 100%; border-collapse: collapse;"> <tr> <td style="width: 33%; text-align: center;">NO</td> <td style="width: 33%; text-align: center;">YES</td> <td style="width: 33%; text-align: center;">QTY</td> </tr> <tr> <td style="text-align: center;">X</td> <td></td> <td></td> </tr> </table>	NO	YES	QTY	X		
NO	YES	QTY							
X									
<b>Tarp Material</b>	Vinyl	<b>Vinyl Material: Drain Holes Required?</b> <table style="width: 100%; border-collapse: collapse;"> <tr> <td style="width: 50%; text-align: center;">NO</td> <td style="width: 50%; text-align: center;">YES</td> </tr> <tr> <td style="text-align: center;">X</td> <td></td> </tr> </table>		NO	YES	X			
NO	YES								
X									

\*QTY & location of drain holes will be determined by trailer design as per Trison's recommendation. Std size is 2" x 2" mesh.\*

<b>Latchplate Location</b>	Roadside	<b>Latchplate Style</b>	Titan Integrated Latch Plate (hoppers)
----------------------------	----------	-------------------------	--

<b>Michel's Flip Release Tarp Stop</b>	QTY
	5

<b>Tarp Return</b>	Michel's Cable Return
--------------------	-----------------------

<b>Tarp Crank Location</b>	Rear
----------------------------	------

\*Cranking from front is not recommended for trailers that have 24" std catwalk\*

\*Tarp crank length will be determined by location\*

\*Holder for tarp crank is to be either fully welded or bolted so it won't pull out of trailer\*

#### Additional Notes

- 1) Trison installed Trison/Michel's tarp. Trison to use Michel's hardware.
- 2) Add internal flap

Customer Signature

Date



Quote 09-Sep-24  
New Order 17-Sep-24  
FINAL

Revision

**28F6-2TWH-P OT (2 Hopper)** Ref# **7310P**

CUSTOMER APPLICATION **Agri-Products**

W/O# **7383P**

DATE: 25-Sep-24

**B-TRAIN PUP**

**SPIF 12: B-Train**

ORDER STATUS **Final to approve**

CUSTOMER NAME	<b>OT Stock</b>	PO #	<b>96698-96709</b>	File #	
ADDRESS	<b>1st release: 6 units</b>	DRAWING #	<b>AD-7383-01-V1</b>		
CITY	<b>2nd release: 6 units</b>	CONTACT			
PROV/PC STATE/ZIP		DEALER	<b>Ocean Trailer</b>		
PHONE		SHIP VIA	<b>FOB Delhi, ON</b>		
E-mail		SALESMAN	<b>Will Tucker</b>		
DEPOSIT REQUIRED	<b>No</b>	OFFICE USE			

**Qty = 12 SET(S)**

(MAY CHANGE, MUST BE CONFIRMED AT TIME OF ORDER)

SERIAL NUMBER/S		Pg 3		PRICING	
BASE MODEL		28F6-2TWH-P OT (2 Hopper)		STYLE	Straight
PANEL CONFIGURATION		UBP, 4-14" ELD Panels, 12" V1 Top Panel with Integrated Latchplate Roadside			
OVERALL LENGTH		28' 6"		OVERALL WIDTH	102" Nominal
OVERALL HEIGHT		11' 11-1/2" (143-1/2") approx		SIDE HEIGHT	82-3/8"
KING PIN LOCATION		15" BOLT IN			
UPPER COUPLER		Alum Coupler Assembly w/Steel wear plate - Set @ 51" High			
		PRIMARY		LIFT or STEERS	
NUMBER OF AXLES		2			
AXLES		Intraax-Tapered Spindle			
AXLE TRACK		77.5"			
SUSPENSION		Intraax AAT 23K			
LOCATION OF SPREADS		See axle layout			
HUB & DRUM ASSEMBLY		10 Stud, Dura-Light Hub/Centrifuse Drum			
DISC WHEEL SIZE		8.25 x 22.5			
RIMS		ALUM LVL Outer/Inner			
TIRES	Brand	Goodyear			
	Size	11R22.5 - 41.5 dia			
	Tread	Marathon RSS			
	Ply	16			
	Quantity	8			
OVERALL HEIGHT (From Ground)		11' 11-1/2" (143-1/2") approx			
AXLE LAYOUT		FRONT-Prim-48-Prim-24-REAR			Sub(1)

28F6-2TWH-P OT (2 Hopper)			Ref#	7310P	Pg.2		
CUSTOMER NAME:			OT Stock				
PO #	96698-96709	File #	S/N	Pg 3	W/O #	7383P	
						Note#	PRICING
OIL SEALS		To suit axles					
LUBRICANTS		Oil 80W-90					
BRAKES	iABS	2S1M Meritor Wabco					
	Slack Adj./Caliper	Haldex Auto					
	Cam Enclos	All Axles & c/w dust shields					
LIFT KITS		None					
LIFT CONTROLS		None					
FRAME WIDTH		47-1/4"					
REAR BUMPER		None				11	
TIRE CARRIER		None					
LANDING GEAR		Jost Alumilight Series: AX151-G8 (5 YR maintenance free, 10 YR warranty) - Cushion Foot					
INTERIOR SLOPE	Angle	30 degrees					
	Material	All TW Panels					
WALL DIVIDERS FOR HOPPER		Yes: 1 position (TW Panel/Vented)					
HOPPER KNOCKRAIL/VIBRATOR		Manual knock rails					
HOPPER DOOR SIZE		22"W x 22"L (double doors)				7, 12	
HOPPER DOOR OPERATOR		Dual crank direct drive (roadside/curbside)				10	
TARP HEADER		9" rise Front & Rear					
TARP BASKET		None					
TARP-See Tarp Form		Manual Michel's Sideroll tarp (Trison installed). Rolls open to Curbside					
MUD FLAPS	Style	Titan Black Rubber					
	Location	(4) at landing gear, (4) at rear					
PAINT- Paint Form	Body/Frame	Natural Aluminum					
	Suspension	Titan Black					
	Rims or Disc	Aluminum					
LIGHTS (LED standard)		Front: (2) mkrs. Sides: (3) mkrs (includes midturn). Rear: (5) mkrs at top, (9) 4" round red taillights (3-3-3).				1-5	
ADD SIDEWALL LIGHTS		Add (7) mkr lights per side, for a total of (5) Top & (5) Bottom					
ADD UPPER FRONT/REAR LIGHTS		Add High Mount Brake lights to take place of outer two mkrs at top					
ACCESS	Catwalk	Flat HP style, 12" grating front & rear, approx 30" down from top of sidewall					
	J-Ladder-Front	Roadside					
	J-Ladder-Rear	Roadside					
	Steps-Hopper Slope	Front to Rear-centerline of trailer					
	Steps-Front-Ins	Offset steps to roadside & on inside of roadside wall at front					
	Steps-Rear-Ins	Offset steps to roadside & on inside of roadside wall at rear					
FENDERS		See NOTE 9				9	
						Sub(2)	



<b>28F6-2TWHP-P OT (2 Hopper)</b>			<b>Ref#</b>	<b>7310P</b>	<b>Pg.3</b>	
CUSTOMER NAME:			OT Stock			
PO #	96698-96709	File #	S/N	Pg 3	W/O#	7383P
<b>ADDITIONAL SPECIFICATIONS</b>						<b>PRICING</b>
1) Install Interior Lights, (1) per hopper compartment.						
Wired to switch on Front Wall, powered by Blue MAIN.						
2) Install (1) Work Light at each hopper door. Wired to switch in control box, powered by Blue MAIN						
3) Add (1) pair of Back-up lights in lightbar, located inside of outer (3) cluster each side (4-3-4).						
Wired to Blue AUX						
4) Add (4) mkr lights down the face of each rear post, for a total of (8).						
5) Install LED light in control box.						
6) Run air line to a 3/8" female Quick Connect Coupler in control box from pressure protected air tank.						
7) Hopper ground clearance will be approximately: 25" @ 51" fifth wheel height						
8) Add TireMaax Pro Tire Inflation system to all axles.						
9) Trailers to be drawn without fenders as fender option will be decided 7 weeks prior to QC date and implemented via revision.						
10) Hopper door cranks to be bolt-on to allow for future option of changing to Michel's electric doors						
11) Bolt on D-rings at rear in light bar extension						
12) Hopper doors to be New improved design. Ref 7345. R&D to define changes						
UNIT #	PO #	LEAD VIN'S:		PUP VIN'S:		
1						
2						
3						
4						
5						
6						
7						
8						
9						
10						
11						
12						
Freight & Brokerage Fees are not included.						
Any & all applicable Federal or State/Provincial Taxes are not included and are the responsibility of the customer.						
DATE: 25-Sep-24				Sub Total (3)		
SUBMITTED				Sub Total (2)		
By				Sub Total (1)		
Signature				TOTAL PRICE PER UNIT		
Accepted By:				TOTAL COST		
Signature				NET COST CAD\$		
Sk 9/19/2024				Price is for both Lead & Pup		

# Titan Trailers Inc.

## PAINT FORM

Customer

OT Stock

Titan Work Order #

7383P

Dealer

Ocean Trailer

DLR #

DLR PO #

96698-96709

QTY

12

Trailer Type

28F6-2TWH-P OT (2 Hopper)

\*If paint colours are Titan Red, Black, or Silver please enter Titan under product name & no code is required\*

\*If Painted please fill out below fields\*

	Paint Colour	Product Name	Paint Code
Body	Natural Aluminum		
Frame	Natural Aluminum		
Clear Coat (Aluprotex)	No		

	Paint Colour	Product Name	Paint Code
Running Gear	Black	Titan	None
Galvanized Hangers	No		

	Paint Colour	Product Name	Paint Code
Ladder(s)	N/A		
Catwalk(s)	N/A		

Paint Chip Required

No

\*Orders with steel air tanks will be painted Base Grey\*

\*Order with steel couplers will be painted Titan Black\*

Additional Specifications

Dealer Signature

Date

# TITAN TRAILERS - TRAILER WIRING SCHEMATICS

1129 Hwy #3, R.R. #3  
Delhi, Ontario  
Canada, N4B 2W6

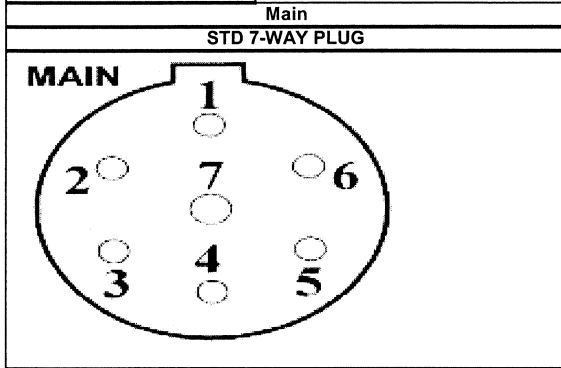
## Wiring Specs

Phone: 519-688-4826  
Fax: 519-688-3083  
[www.titantrailers.com](http://www.titantrailers.com)

28F6-2TWHP-P OT (2 Hopper)

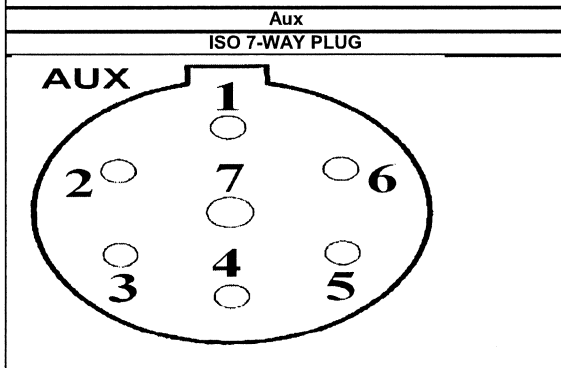
<b>Work Order</b>	7383P
<b>DLR PO #</b>	96698-96709
<b>Quantity</b>	12

<b>Customer</b>	OT Stock
<b>Dealer</b>	Ocean Trailer
<b>Dealer #</b>	



#	COLOUR	FUNCTION
1	WHITE	GROUND
2	BLACK	MARKER, TAIL, LP, ID
3	YELLOW	LEFT TURN
4	RED	STOP
5	GREEN	RIGHT TURN
6	BROWN	MARKER & TAILLIGHTS
7	BLUE	ABS

INTERIOR LIGHTS ON SWITCH ON FRONT WALL, EXTERIOR LIGHTS ON SWITCH IN CONTROL BOX POWERED ON MAIN BLUE CIRCUIT LEAD AND PUP



#	COLOUR	FUNCTION
1	WHITE	GROUND
2	BLACK	
3	YELLOW	
4	RED	
5	GREEN	
6	BROWN	
7	BLUE	Back up lights

<input type="checkbox"/>	<u>STD 7-WAY PLUG</u>
<input checked="" type="checkbox"/>	<u>ISO 7-WAY PLUG</u>

Plug Information needed no later that the following date:

Failure to meet this date will delay trailer completion.

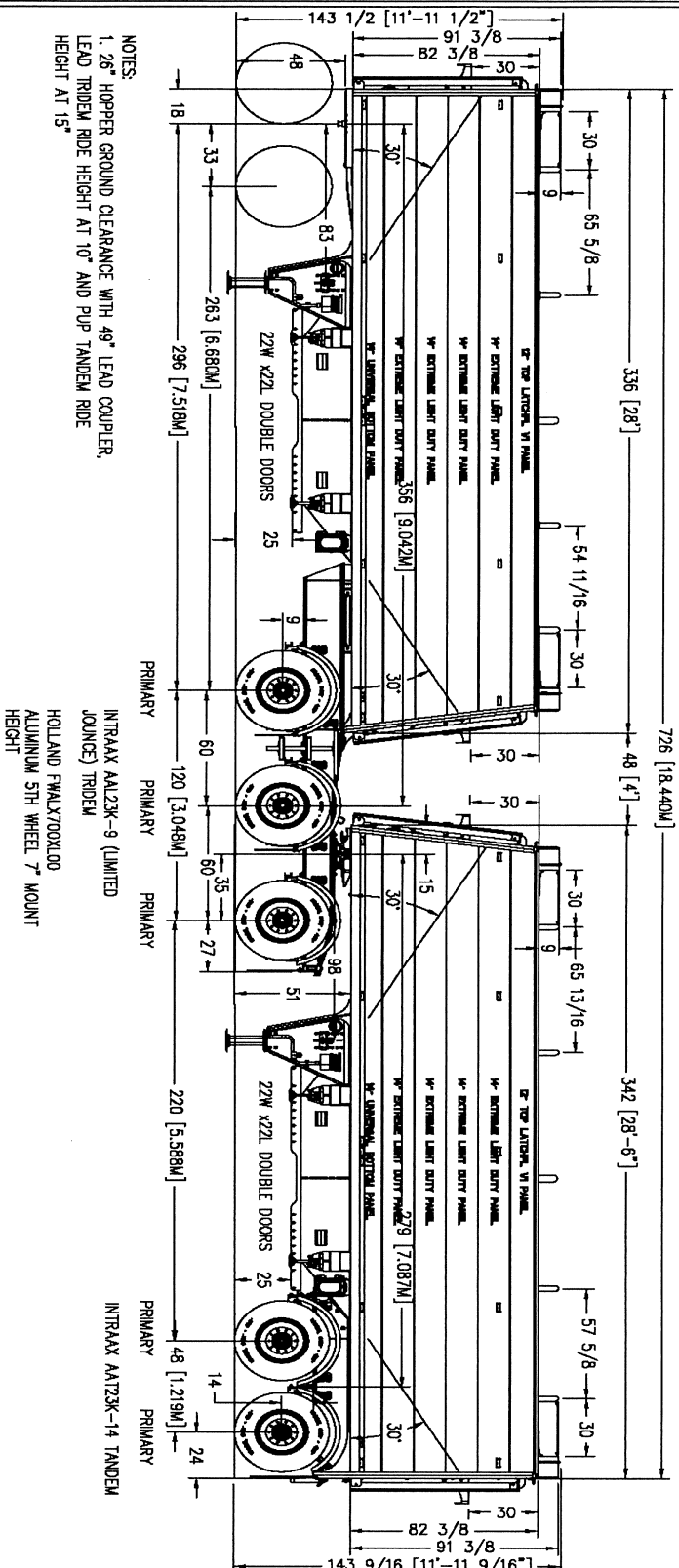
**Dealer**

Signature: \_\_\_\_\_ Date: \_\_\_\_\_

Date form returned: \_\_\_\_\_ Trailer Sales Initials: \_\_\_\_\_

# CONFIGURATION APPROVAL DRAWING

THIS DRAWING CONFIRMS BASIC TRAILER DIMENSIONS: OVERALL HEIGHT, OVERALL LENGTH, PIN SETTING AND AXLE POSITIONS ONLY.  
TRAILER OPTIONS MUST BE VERIFIED BY REFERRING TO THE SALES ORDER. ANY DISCREPANCIES MUST BE REPORTED TO TITAN TRAILERS INC.



NOTES:  
1. 26" HOPPER GROUND CLEARANCE WITH 49" LEAD COUPLER,  
LEAD TRODEM RIDE HEIGHT AT 10" AND PUP TANDEM RIDE  
HEIGHT AT 15"

INTRAXX AL23K-9 (LIMITED  
JOUNCE) TRODEM  
HOLLAND FWA1700XLD  
ALUMINUM 5TH WHEEL 7" MOUNT  
HEIGHT

SUSPENSIONS: HENDRICKSON INTRAAX

TIRES: 11R22.5

LANDING GEAR: JOST AX151-68-17 ALUMINUM LEG

VOLUME: LEAD 1326 CU FT (49.1 CU YD), PUP 1335 CU FT (49.4 CU YD), TOTAL 2661 CU FT (98.6 CU YD)



CUSTOMER	OT STOCK - WEST SPEC
TRAILER	28' LEAD AND 28' 6" PUP 3 AXLE LEAD, 2 AXLE PUP (SPF 12) AGRI APPLICATION

DEALER IS RESPONSIBLE TO CHECK THAT TRAILER CONFIGURATION SHOWN ON THIS DRAWING CONFORMS TO ALL PROVINCIAL, STATE AND/OR FEDERAL REGULATIONS. THIS DRAWING IS THE SOLE PROPERTY OF TITAN TRAILERS. ANY REPRODUCTION IN WHOLE OR PART IS STRICTLY PROHIBITED WITHOUT OUR WRITTEN CONSENT.	APPROVED BY	SIGNATURE	DATE

NO NO	7383
DEALER NO	

DRAWN BY	SCALE	DATE	CHK
SCG	56	25-Sep-2024	AD-7383-01-V1
REVISION			01

# Titan Trailers Inc.

## Manual Michel's Side Roll (Latchplate) Tarp Form



### Trailer Info

<b>Work Order #</b>	7383P	<b>Ref #</b>	7310P	<b>Trailer Type</b>	28F6-2TWH-P OT (2 Hopper)
<b>Customer Name</b>	OT Stock	<b>Dealer</b>	Ocean Trailer		
<b>Trailer Length</b>	28' 6"	<b>Trailer Width</b>	102" Nominal	<b>Tarp Headers</b>	9" rise Front & Rear

### Tarp Info

<b>Rolls Open To</b>	Curbside										
<b>Tarp Colour</b>	Black	<b>Extra Tarp Width</b>	<table border="1" style="display: inline-table; width: 100px;"> <tr> <td style="width: 50%;">NO</td> <td style="width: 50%;">YES</td> </tr> <tr> <td>X</td> <td></td> </tr> </table>	NO	YES	X		<b>QTY</b>			
NO	YES										
X											
<b>Tarp Material</b>	Vinyl	<table border="1" style="display: inline-table; width: 150px;"> <tr> <th colspan="2">Vinyl Material: Drain Holes Required?</th> </tr> <tr> <td style="width: 50%;">NO</td> <td style="width: 50%;">YES</td> </tr> <tr> <td>X</td> <td></td> </tr> </table>				Vinyl Material: Drain Holes Required?		NO	YES	X	
Vinyl Material: Drain Holes Required?											
NO	YES										
X											

\*QTY & location of drain holes will be determined by trailer design as per Trison's recommendation. Std size is 2" x 2" mesh.\*

<b>Latchplate Location</b>	Roadside	<b>Latchplate Style</b>	Titan Integrated Latch Plate (hoppers)
----------------------------	----------	-------------------------	--

<b>Michel's Flip Release Tarp Stop</b>	QTY
	5

<b>Tarp Return</b>	Michel's Cable Return
--------------------	-----------------------

<b>Tarp Crank Location</b>	Front
----------------------------	-------

\*Cranking from front is not recommended for trailers that have 24" std catwalk\*

\*Tarp crank length will be determined by location\*

\*Holder for tarp crank is to be either fully welded or bolted so it won't pull out of trailer\*

**Additional Notes**

- 1) Trison installed Trison/Michel's tarp. Trison to use Michel's hardware.
- 2) Add internal flap

<b>Customer Signature</b>		<b>Date</b>	
---------------------------	--	-------------	--

**TITAN TRAILERS INC.****EXTERNAL REVISION FORM**

**WO#** 7441  
**Customer** OT Stock  
**Dealer** Ocean Trailer  
**Trailer Type** 28-3TWHP-L & 28F6-2TWHP-P

**Pages** 1  
**Rev#** 4LB  
**Unit#** U1-U10 of 10  
**PO#** see below

REVISIONS:				COST	
				CAD	
UNITS 1-10 of 10					
Change tires to improve reliability					
From: Goodyear 11R22.5 Marathon RSS, 16 ply					
To: Bridgestone 11R22.5 R250 ED, 41.4 dia, 16 ply					
Lead + Pup					
VIN#s:					
UNIT #	PO #	LEAD VIN's:	PUP VIN's:		
1	97183	2TVHP2830TD000270	2TVHP2828TD000282		
2	97184	2TVHP2832TD000271	2TVHP282XTD000283		
3	97190	2TVHP2834TD000272	2TVHP2821TD000284		
4	97191	2TVHP2836TD000273	2TVHP2823TD000285		
5	97192	2TVHP2838TD000274	2TVHP2825TD000286		
6	97193	2TVHP283XTD000275	2TVHP2827TD000287		
7	97194	2TVHP2831TD000276	2TVHP2829TD000288		
8	97228	2TVHP2833TD000277	2TVHP2820TD000289		
9	97229	2TVHP2835TD000278	2TVHP2827TD000290		
10	97230	2TVHP2837TD000279	2TVHP2829TD000291		
			Date	Initials	
Initiated By:	Dealer	Pricing	4/23/25	SK	
		Engineering	4/23/25	SCG	
		Production	4/23/25	DR	
		Purchasing	4/23/25	MK	
		Distributed	4/23/25	LB	
Changes reflecting this revision may affect completion date.					
Revision will not be accepted if not signed and dated.					
Approved By:		Mike Kloepfer		4/23/25	
Customer/Dealer:		Will Tucker		4/22/25	